



Auto Insurance

CHILD IDENTIFICATION KIT



“A photo is the single most important tool in the recovery of a missing child.”

National Center for Missing and Exploited Children



Auto Insurance

ABOUT THIS KIT

Because children cannot look out for themselves, it is our responsibility to look out for them. As a parent or guardian, taking an active interest in your children and listening to them; teaching your children they can be assertive in order to protect themselves against abduction and exploitation is the best way to help ensure their safety.

However, even the most vigilant parent cannot protect their child 100% of the time and, if the unthinkable should happen, photos and other identification is a key element in recovering a lost child. INFINITY is proud to provide this booklet as an extra line of defense for your child's protection.

ABOUT INFINITY

INFINITY provides superior automobile insurance products, sold by independent agents and brokers. We provide protection to those with a proven record of accident-free driving as well as those who have difficulty obtaining coverage due to a record of accidents or violations, their age, occupation or type of car they drive.

Additionally, INFINITY takes pride in reaching out in the communities we serve by sponsoring such events as child safety seat inspections and community blood drives.



Auto Insurance

WHAT TO DO IF YOUR CHILD IS MISSING

IF YOUR CHILD IS MISSING AT HOME Check normal hiding places such as closets, under beds, inside mounds of laundry, in a car, or any other place that the child could crawl and hide.

IF YOUR CHILD DISAPPEARS IN A STORE. Notify the store manager or security office. Many stores have a “Code Adam” plan of action— if a child is missing in the store, employees immediately lock the doors and mobilize to look for the missing child.

DO NOT DELAY. If initial efforts to find your child on your own are unsuccessful, contact law enforcement **immediately**. Present this ID kit to the police. It will help provide your child’s name, date of birth, height, weight, and any other unique identifying features such as eyeglasses, scars, etc., as well as give them photos and fingerprints of the missing child. Also, tell them when you noticed that your child was missing and what clothing he or she was wearing.

You may also request that your child’s name and identifying information be immediately entered into the National Crime Information Center (NCIC) Missing Person File which will then allow an AMBER Alert* to be issued.

* The U.S. Department of Justice recommends the criteria that must be met before issuing an **AMBER Alert**. For a listing of these criteria, please visit www.missingkids.com/en_US/documents/AMBERCriteria_Apr04.pdf.



CHILD DATA

Name: _____ Nickname: _____

DOB: _____ Sex: _____

Race: _____ Eyes: _____ Hair: _____

Physical Description: _____

Identifying Features: _____



Auto Insurance

CHILD DATA CONTINUED

Primary Contact: _____

Relationship: _____

Address: _____

City: _____ State: _____ Zip: _____

Home Phone: _____ Work : _____

Secondary Contact: _____

Relationship: _____

Address: _____

City: _____ State: _____ Zip: _____

Home Phone: _____ Work : _____

Child's Blood Type: _____

Doctor: _____ Phone: _____

Dentist: _____ Phone: _____

Medications: _____

Chronic Illness: _____

Allergies: _____

Hospital Preference: _____

Religious Restrictions: _____



CHILD FINGERPRINTS



INSTRUCTIONS





1) Pull ink strips apart. Each side is usable for fingerprinting.

2) Gently press area of finger to be printed on ink strip then in correct box on identification card. Start with thumb or pinky and move to the next finger.

3) You may want to try practicing on plain paper a few times. There is enough ink on strips supplied for this.

4) Ink washes off with soap and water.

5) We do not suggest putting ink strip or finger with ink on it near the mouth or eye area.



Auto Insurance

PHOTOGRAPHIC HISTORY

Please keep two current photos of your child in the area. It is recommended that you take a front head and shoulders shot, and a full front body shot to give a better picture of the child. These photos will be instrumental in finding the child if they are reported missing. Be sure that you update these photos regularly (*monthly for children under three, every six months for children under twelve, or annually for children thirteen and above*) or if the child does something dramatic to affect his or her appearance.

place head shot here



Auto Insurance

PHOTO INFORMATION

Use pencil to fill in the following. Please update info when photos are changed.

Date of Photos: _____

Child's Age: _____

Child's Height: _____

Child's Weight: _____


place full body shot here



Auto Insurance

PHOTO TIMELINE

If an age progression photo rendering is needed, having a group of photos at various ages will be helpful to assist the computer at projecting an accurate image. Please keep a photo history of your child in this section:




Date of Photo: _____

Child's Age: _____

Child's Height: _____

Child's Weight: _____



Date of Photo: _____

Child's Age: _____

Child's Height: _____

Child's Weight: _____



Date of Photo: _____

Child's Age: _____

Child's Height: _____

Child's Weight: _____



Date of Photo: _____

Child's Age: _____

Child's Height: _____

Child's Weight: _____



Date of Photo: _____

Child's Age: _____

Child's Height: _____

Child's Weight: _____



Date of Photo: _____

Child's Age: _____

Child's Height: _____

Child's Weight: _____

NCMEC TOP 5 IMPORTANT THINGS PARENTS SHOULD TELL CHILDREN ABOUT SAFETY:

1. Always check first with a parent, guardian, or trusted adult before going anywhere, accepting anything, or getting into a car with anyone.
2. Do not go out alone. Always take a friend with when going places or playing outside.
3. Say no if someone tries to touch you, or treats you in a way that makes you feel scared, uncomfortable, or confused. Get out of the situation as quickly as possible.
4. Tell a parent, guardian, or trusted adult if you feel scared, uncomfortable, or confused.
5. There will always be someone to help you, and you have the right to be safe.

FORM 6065-R0310



 **INFINITY**[®]

Auto Insurance
www.infinityauto.com